







































SYMBOLIC WRITING for TECHNICAL OBSERVERS WRRC

ZAGREB, 2018

The technical observer must be able to evaluate the performance using the symbolic writing stated below.

DESCRIPTION	SYMBOLIC	DESCRIPTION	SYMBOLIC	DESCRIPTION	SYMBOLIC
Front somersault		on the waist		Piked	
Back somersault		On the shoulders		Straight	
3/2 Front somersault		Sitting in the arms		Same direction	
3/2 Back somersault		To handstand		Change of direction	
Double Front		Deviation of allowed angles		FALL	
Double back		Staff		Step / Hop	
1/2 twist		Bettarini		Rolling Forward	
1/1 twist		Tessarini		Landing on the arms, legs apart	
3/2 twist		Dulain		Landing on the chest	

DESCRIPTION	SYMBOLIC	DESCRIPTION	SYMBOLIC	DESCRIPTION	SYMBOLIC
2/1 twist		Shoulderball	SB	LESLIE	
Tucked body DIVE		Tie	TI	Straight body DIVE	
AIRBORNE PHASE		Berliner	BR	Piked body DIVE	
LANDING PHASE		Belt	BE	GUSAROVA	
Exit between partner's legs		Half somersault /dive		Rolling backward	

Example with symbolic writing

FIRST ACROBATICS = COMBINATION



+



Front TUCKED with 1/2 twist landing on the waist

+

Front straight

4

+

1

+

1

= 6 +

2

VALUE = 8 points














The protractor for Sport Commission of WRRC













Technical Observer WRRC


Fred PASQUALIN













ACROBATIC ELEMENTS FORWARD	SYMBOLIC WRITING
front tucked	γ
front piked	γ ^
front straight	γ —
front tucked reversed	γ ⇨
front piked reversed	γ ^ ⇨
front straight reversed	γ — ⇨
1/2 turn front tucked	↑ ε γ
1/2 turn front piked	↑ ε γ ^
1/2 turn front straight	↑ ε γ —
1/2 turn front tucked, landing on the arms, exit between the legs behind the partner	↑ ε γ ʌ ←#
1/2 turn front piked, landing on the arms, exit between the legs behind the partner	↑ ε γ ^ ʌ ←#
1/2 turn front straight, landing on the arms, exit between the legs behind the partner	↑ ε γ — ʌ ←#
1/2 turn front tucked with 1/2 twist	↑ ε γ ε
1/2 turn front piked with 1/2 twist	↑ ε γ ^ ε

ACROBATIC ELEMENTS FORWARD	SYMBOLIC WRITING
1/2 turn front straight with 1/2 twist within	↑ ε γ - ε
1/2 turn front tucked with 1/1 twist within	↑ ε γ ε
1/2 turn front piked with 1/1 twist within	↑ ε γ ^ ε
1/2 turn front straight with 1/1 twist within	↑ ε γ - ε
1/2 turn front tucked with 1/1 twist, landing on the arms, exit between the legs behind the partner	↑ ε γ ε λ ← #
1/2 turn front piked with 1/1 twist, landing on the arms, exit between the legs behind the partner	↑ ε γ ^ ε λ ← #
1/2 turn front straight with 1/1 twist within, landing on the arms, exit between the legs behind the partner	↑ ε γ - ε λ ← #
1/2 turn 3/2 front tucked landing on chest	↑ ε rot t
1/2 turn 3/2 front piked landing on chest	↑ ε rot t
1/2 turn 3/2 front tucked, landing on back, exit between legs (only from Bettarini)	B ↑ ε rot ← #
1/2 turn 3/2 front tucked, 1/2 turn of the standing partner, landing on back, exit between the legs - KOZLOVA	↑ ε rot ↓ ε ← #
front tucked with 1/2 twist	γ ε
front piked with 1/2 twist	γ ^ ε

ACROBATIC ELEMENTS FORWARD	SYMBOLIC WRITING
front straight with 1/2 twist within	
front tucked with 1/1 twist	
front piked with 1/1 twist	
front straight with 1/1 twist within	
front tucked with 1/1 twist, landing on the arms, exit between the legs	
front piked with 1/1 twist, landing on the arms, exit between the legs	
front straight with 1/1 twist within, landing on the arms, exit between the legs	
front tucked with 3/2 twist	
front piked with 3/2 twist	
front straight with 3/2 twist within	
front tucked with 2 twists	
front piked with 2 twists	
front straight with 2 twists within	

ACROBATIC ELEMENTS FORWARD	SYMBOLIC WRITING
3/2 front tucked landing on chest	
3/2 front piked landing on chest	
3/2 front straight landing on chest	
3/2 front tucked landing on back, exit between the legs	
3/2 front piked landing on back, exit between the legs	
3/2 front straight landing on back, exit between the legs – IVAN-OLGA	
3/2 front tucked with 1/1 twist within	
double front tucked	
double front piked	
1/2 turn double front tucked	
front tucked, landing in the arms, exit with forward dive	
front piked, landing in the arms, exit with forward dive	

ACROBATIC ELEMENTS FORWARD	SYMBOLIC WRITING
front straight, landing in the arms, exit with forward dive	






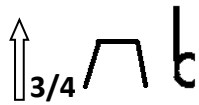




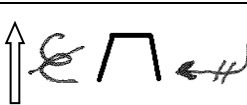


ACROBATIC ELEMENTS BACKWARD	SYMBOLIC WRITING
back tucked	
back piked	
back straight	
back tucked with 1/2 twist	
back piked with 1/2 twist	
back straight with 1/2 twist within	
back tucked with 1/1 twist	
back piked with 1/1 twist	
back straight with 1/1 twist within	
back tucked with 3/2 twist	
back straight with 3/2 twist within	
back tucked with 2 twists	











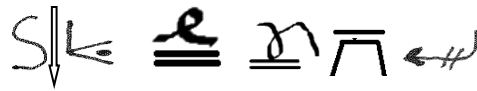
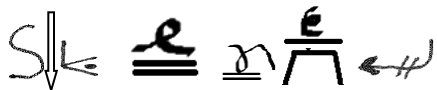
ACROBATIC ELEMENTS BACKWARD	SYMBOLIC WRITING
back straight with 2 twists within	
auerbach tucked	
auerbach piked	
auerbach straight	
auerbach tucked, landing on the arms, exit between partner's legs	
auerbach piked, landing on the arms, exit between partner's legs	
auerbach straight, landing on the arms, exit between partner's legs	
auerbach tucked with 1/1 twist	
auerbach straight with 1/1 twist within	
3/2 back tucked	
3/2 back piked	
3/2 back straight	
From Bettarini, 3/2 back tucked, half turn of the standing partner during flying phase	







ACROBATIC ELEMENTS BACKWARD	SYMBOLIC WRITING
From Bettarini, 3/2 back piked, half turn of the standing partner during flying phase	Bek √ε
From Bettarini, 3/2 back straight, half turn of the standing partner during flying phase	Bek — √ε
From Bettarini, 3/2 back tucked, half turn of the standing partner during flying phase + rolling to dive	Bek √ε ɳ ̄ ←#
From Bettarini, 3/2 back piked, half turn of the standing partner during flying phase + rolling to dive	Bek √ε ɳ ̄ ←#
1/2 turn, back tucked	↑ ε ɳ
1/2 turn, back piked	↑ ε ɳ ˆ
1/2 turn, back straight	↑ ε ɳ —
1/2 turn, 3/2 back tucked	↑ ε ek
1/2 turn, 3/2 back piked	↑ ε ek ˆ
1/2 turn, 3/2 back straight	↑ ε ek —
3/2 back tucked with 1/1 twist	ek ε
3/2 back straight with 1/1 twist within - JACEK-ANNA	ek — ɳ
3/2 auerbach tucked, landing on partner back, exit between the legs	ek ←#

ACROBATIC ELEMENTS BACKWARD	SYMBOLIC WRITING
3/2 back tucked + rolling to dive	ek <u>π</u> <u>π</u> ←H
3/2 back piked + rolling to dive	ek ^ <u>π</u> <u>π</u> ←H
3/2 back straight + rolling to dive	ek — <u>π</u> <u>π</u> ←H
3/2 back tucked + rolling to dive with 1/1 twist within dive	ek <u>π</u> <u>π</u> ^ε ←H
3/2 back piked + rolling to dive with 1/1 twist within dive	ek ^ <u>π</u> <u>π</u> ^ε ←H
3/2 back straight + rolling to dive with 1/1 twist within dive	ek — <u>π</u> <u>π</u> ^ε ←H
double back tucked	ee
From Bettarini, double back tucked	β ee
double back piked	ee ^
double auerbach tucked	ee ←
double auerbach piked	ee ^ ←

ACROBATIC ELEMENTS - DIVES	SYMBOLIC WRITING
front dive tucked, landing on the partner's chest	π t

ACROBATIC ELEMENTS - DIVES	SYMBOLIC WRITING
front dive piked, landing on the partner's chest	
front dive straight, landing on the partner's chest	
dive tucked landing on the partner's back, exit between legs	
dive piked landing on the partner's back, exit between legs	
dive straight landing on the partner's back, exit between legs	
3/4 turn front dive with tucked body during the flying, landing on the partner's chest	
3/4 turn dive with tucked body during the flying, landing on the partner's back, exit between legs - MIGUEL-DOROTHEE	
1/2 turn and front dive with tucked body during the flying, landing on the partner's chest	
1/2 turn and front dive with piked body during the flying, landing on the partner's chest	
1/2 turn front dive with straight body during the flying, landing on the partner's chest	
1/2 turn and dive with tucked body during the flying, landing on the partner's back, exit between legs	
1/2 turn and dive with piked body during the flying, landing on the partner's back, exit between legs	
1/2 turn dive with straight body during the flying, landing on the partner's back, exit between legs	

ACROBATIC ELEMENTS - DIVES	SYMBOLIC WRITING
1/2 turn dive with tucked body during the flying and 1/2 turn for the partner before the landing	
1/2 turn dive with piked body during the flying and 1/2 turn for the partner before the landing	
1/2 turn dive with straight body during the flying and 1/2 turn for the partner before the landing	
1/2 turn during Bettarini and 1/1 twist within straight dive, landing on the partner's back, exit between legs	
1/2 turn dive with straight body with 1/1 twist within and 1/2 turn for the partner before the landing, landing on the partner's back, exit between legs - KOVINT	
front dive with 1/1 twist within straight dive, landing on the partner's chest	
1/1 twist within straight dive, landing on the partner's back, exit between legs - LESLIE	
2/1 twist within straight dive, landing on the partner's back, exit between legs - GUSAROVA	
half auerbach to dive, body tucked during the flying	
half auerbach to dive, body piked during the flying - LUDWIG	
staff, landing shoulders (sitting) roll backwards to the ground and unroll to dive with flying phase, straight body	
staff, landing shoulders (sitting) roll backwards to the ground and unroll to dive with flying phase, 1/1 twist within straight dive	

NON FLYING ACROBATIC ELEMENTS - ROTATIONS	SYMBOLIC WRITING
Dulaine 3 rotations	DU x 3
Dulaine 4 rotations	DU x 4
shoulderball 3 rotations	SB x 3
shoulderball 4 rotations	SB x 4
inversed shoulderball 3 rotations	SB x 3 
inversed shoulderball 4 rotations	SB x 4 
tie 3 rotations	TI x 3
tie 4 rotations	TI x 4
inversed tie 3 rotations	TI x 3 
inversed tie 4 rotations	TI x 4 
lateral tie 3 rotations	LTI x 3
lateral tie 4 rotations	LTI x 4
rotation combination 3+3 with change of direction	3+3 
rotation combination 3+3 in same direction	3+3 
Berliner 3 rotations	BR x 3
Berliner 4 rotations	BR x 4

NON FLYING ACROBATIC ELEMENTS - ROTATIONS	SYMBOLIC WRITING
Belt 3 rotations	BE x 3
Belt 4 rotations	BE x 4

SYMBOLIC WRITING for ACROBATIC ELEMENTS: PASQUALIN Fred



Sport Commission of W.R.R.C

Valid from 01.02.2018



This document is confidential and all rights are reserved for the WRRC ©

All question should be addressed to WRRC Sports Director, sportsdirector@wrrc.org